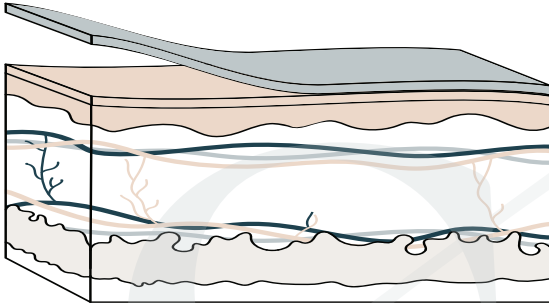


# HYDRAFACIAL

4 STEP SUCTION FACIAL

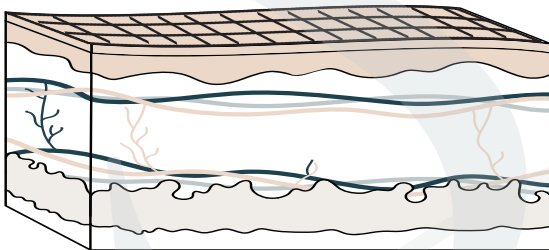
## 1) CLENSE & EXFOLIATE

Dead skin cells are removed, revealing healthy layer below.



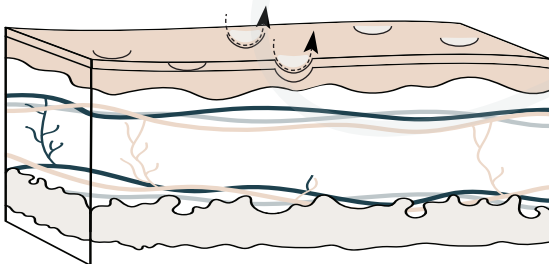
## 2) ACID PEEL

Glycolic & salicylic acid loosen debris from pores.



## 3) EXTRACTIONS

Vortex suction cleans out pores



## TARGETS

Pore Size  
Acne & Clogged Pores  
Health & Prevention

### SINGLE TREATMENT

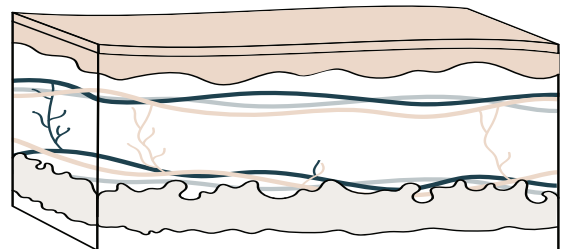
<i>Price by</i>	<i>Signature</i>	<i>Elite</i>
Treatment	\$225	\$350

### PACKAGE OF 4

<i>Price by</i>	<i>Signature</i>	<i>Elite</i>
Package	\$765	\$1,190

## 4) HYDRATION

Deep hydration pushes antioxidants & hyaluronic acid to nourish & protect.



*If you require a prescriptions pain management please contact the clinic 48 hours prior to treatment.  
All prices subject to change without notice & may vary depending on individual needs*

PHONE  
Call or text us  
at 385.273.3376

SMART *Skin*  
DERMATOLOGY

LOCATION  
3200 W Clubhouse Dr. #100  
Lehi, UT 84043

# HYDRAFACIAL

4 STEP SUCTION FACIAL

## ABOUT TREATMENT

---

A Hydrafacial is an all-in-one skin rejuvenation and hydration procedure that will help boost overall skin health. While a Hydrafacial will not yield the results of some of our more aggressive or specialized laser treatments, it will leave your skin feeling clean and healthy. A Hydrafacial is a great additive to most treatments, or a stand-alone treatment for someone who needs just a small boost to skin health. This will make your skin feel the best it has ever felt.

## BEFORE TREATMENT

---

- Sun exposure should be limited leading up to your treatment. We cannot treat patients who have active sun burns.
- Address any cystic acne with dermatologist. The hydrafacial is a great acne treatment for standard white heads and black heads only. Treating cystic acne can spread the bacteria rather than cleaning it.

## AFTER TREATMENT

---

- Mild Redness 2-6 hours post-treatment can be common.
- Moisturize: Apply gentle moisturizer twice a day.
- Makeup: It is recommended to wait 12 hours post treatment before applying base or foundation makeup. Powder based makeups are okay post procedure.
- Sun avoidance or good sun protection with a physical blocking sunscreen is advised for first 24-48 hours following treatment.
- Avoid any irritants to your skin, such as any products containing Retin-A, retinol, benzoyl peroxide, glycolic & salicylic acids, astringents or Vitamin C for one week after your treatment.
- A small acne flare can occur post treatment. This is a result of stirring up the deeper layers of the skin. This should be temporary and will decrease with subsequent treatments. If you require an acne cream post procedure please contact our office.

## POSSIBLE SIDE EFFECTS

---

- **Common:** Redness, acne breakout, peeling
- **Rare:** Hyperpigmentation, Skin Sensitivity or allergy

**Suggested Products:** Skinceuticals Discoloration Defense, EltaMD Foaming Facial Cleanser, Vaniply ointment, EltaMD AM Therapy or Skinceuticals Triple lipid Restore, TIZO3

*More Info:*



*Resources:*

